
























































STAVANGER TRIATHLON 2024

Results Alder

| | | | Svøm T1 | Sykkel T2 | Løp | Total | Bak |
|-----------------------------|---------------------------------------|--|---------|--------------|-------|-------------|----------------------|
| Sprint | | | | | | | |
| Junior Kvinner 17-19 | | | | | | | |
| 1. | Signe Konstane Krogstad-Hansen |  Aurskog-Høland Friidrettslag | 12:51 | 41 | 38:41 | 28 | 23:00 1:16:09 - |
| 2. | India Swift |  Oslo Idrettslag Triatlon | 12:43 | 33 | 39:09 | 24 | 24:06 1:17:25 +1:16 |
| 3. | Elena Håland |  Oslo Idrettslag Triatlon | 24:21 | 2:44 | 54:06 | 45 | 27:36 1:50:04 +33:55 |
| DNS | Pernille Rønnevik |  Haugesund Triathlonklubb | | | | | |
| Junior Menn 17-19 | | | | | | | |
| 1. | Espen Herstad |  Bærumsvømmerne | 10:40 | 41 | 31:32 | 21 | 18:06 1:01:44 - |
| 2. | Magnus Pedersen |  Oslo Idrettslag Triatlon | 10:39 | 44 | 35:31 | 22 | 18:33 1:06:15 +4:31 |
| 3. | Julian Genton |  Oslo Idrettslag Triatlon | 11:27 | 39 | 34:49 | 26 | 18:47 1:06:35 +4:51 |
| 3. | Andreas Birkeland |  Norge | 11:27 | 41 | 33:37 | 30 | 19:53 1:06:35 +4:51 |
| 5. | Frederick Fearnley |  Oslo Idrettslag Triatlon | 10:42 | 40 | 36:21 | 27 | 20:29 1:09:07 +7:23 |
| 6. | Mathias Wiig Hovda |  Haugesund Triathlonklubb | 11:43 | 36 | 35:23 | 29 | 21:14 1:09:49 +8:05 |
| 7. | Andreas Hannevik Fyhn |  Åsane Cykle Klubb | 12:47 | 50 | 35:05 | 31 | 21:15 1:11:01 +9:17 |
| 8. | Eirik Kolbeinsvik Halleraker |  Haugesund Triathlonklubb | 13:03 | 1:06 | 41:38 | 33 | 24:36 1:21:26 +19:42 |
| 9. | Isak Nordbø Amundsen |  Haugesund Triathlonklubb | 15:07 | 1:05 | 41:29 | 52 | 27:35 1:26:36 +24:52 |
| 10. | Felix Alfred Strøm Ørbeck |  Haugesund Triathlonklubb | 17:56 | 1:48 | 44:15 | 44 | 24:21 1:29:26 +27:42 |
| Senior Kvinner 20-39 | | | | | | | |
| 1. | Tonje Jørgensen |  Bryne triathlonklubb | 16:19 | 1:24 | 39:47 | 1:02 | 22:16 1:21:28 - |
| 2. | Maria Høyland |  Bryne triathlonklubb | 17:34 | 1:17 | 41:56 | 56 | 30:02 1:32:27 +10:59 |
| 3. | Kristi Søndena |  Bryne triathlonklubb | 15:58 | 1:48 | 47:42 | 46 | 26:48 1:33:39 +12:11 |
| 4. | Clémence Bastien-Thiry |  Stavanger Triathlonklubb | 20:10 | 1:06 | 46:00 | 2:36 | 23:54 1:34:26 +12:58 |
| 5. | Ségolène Vitoux |  Stavanger Triathlonklubb | 16:59 | 2:35 | 46:57 | 1:16 | 26:13 1:34:32 +13:04 |
| 6. | Silje Ulvang |  Stavanger Triathlonklubb | 17:10 | 1:58 | 47:34 | 1:13 | 28:15 1:36:54 +15:26 |
| 7. | Julie Kristine Hovet |  Stavanger Triathlonklubb | 18:16 | 1:55 | 45:25 | 50 | 29:53 1:37:04 +15:36 |
| 8. | Ana Delfi Strand |  Sandnes IL | 19:28 | 16:58 | 32:58 | 22 | 29:50 1:40:20 +18:52 |
| 9. | Margrete Knarvik |  Bergens Svømme Club | 18:39 | 2:01 | 51:04 | 1:16 | 27:21 1:40:44 +19:16 |
| 10. | Loriane Augustin |  Stavanger Triathlonklubb | 17:54 | 3:52 | 53:17 | 38 | 29:28 1:45:45 +24:17 |
| 11. | Karen Iden Austrheim |  Stavanger Triathlonklubb | 25:43 | 3:07 | 52:14 | 30 | 32:34 1:54:37 +33:09 |
| 12. | Andrea Wallentinsen |  Stavanger Triathlonklubb | 22:25 | 5:18 | 58:10 | 34 | 31:42 1:58:30 +37:02 |
| 13. | Frida Woie Svla |  Stavanger Triathlonklubb | 22:41 | 3:35 | 55:02 | 1:38 | 38:58 2:02:21 +40:53 |

STAVANGER TRIATHLON 2024

Results Alder

| | | | Svøm T1 | Sykkel T2 | Løp | Total | Bak |
|-------------------|--------------------------|--|---------|--------------|-------|-------------|----------------------|
| DNS | Amandine Lefort |  | | | | | |
| DNS | Johanna Hammervik |  | | | | | |
| Senior Menn 20-39 | | | | | | | |
| 1. | Julian Minde |  Spirit tri | 12:55 | 1:12 | 34:45 | 36 | 19:40 1:09:38 - |
| 2. | Tore Centonze Anvik |  Stavanger Triathlonklubb | 15:39 | 1:27 | 34:43 | 52 | 18:52 1:12:09 +2:31 |
| 3. | Jørgen Aanestad |  Spirit tri | 16:01 | 59 | 32:26 | 32 | 21:47 1:12:22 +2:44 |
| 4. | Ole Martin Aabrek Næss |  Stavanger Triathlonklubb | 15:29 | 1:49 | 34:34 | 46 | 19:42 1:12:51 +3:13 |
| 5. | Preben Voll Hansen |  Bryne triathlonklubb | 15:40 | 1:17 | 35:10 | 39 | 22:13 1:15:30 +5:52 |
| 6. | Zidane Moujahidi |  Stavanger Triathlonklubb | 15:39 | 1:50 | 38:26 | 1:25 | 19:12 1:17:05 +7:27 |
| 7. | Baptiste Arnaud |  Stavanger Triathlonklubb | 12:15 | 1:40 | 40:09 | 59 | 22:11 1:17:52 +8:14 |
| 8. | Øystein Haugland |  Bergens Svømme Club | 15:32 | 2:07 | 39:26 | 58 | 23:01 1:21:46 +12:08 |
| 9. | Anton van der Velde |  Stavanger Triathlonklubb | 17:19 | 1:37 | 39:07 | 56 | 22:31 1:22:11 +12:33 |
| 10. | Frode Gardum |  Stavanger Triathlonklubb | 18:20 | 1:18 | 38:18 | 40 | 24:53 1:24:04 +14:26 |
| 11. | Jakub Krowiak |  Stavanger Triathlonklubb | 18:45 | 1:50 | 39:53 | 51 | 22:42 1:24:22 +14:44 |
| 12. | Erlend Blålid |  Stavanger Triathlonklubb | 21:18 | 2:27 | 42:08 | 1:15 | 23:30 1:30:43 +21:05 |
| 13. | Aleksander Nordal |  Stavanger Triathlonklubb | 18:00 | 2:02 | 42:51 | 1:15 | 26:30 1:31:07 +21:29 |
| 14. | Ruben Wallentinsen |  Pt service | 16:18 | 2:36 | 45:06 | 1:01 | 25:45 1:31:22 +21:44 |
| 15. | Vetle Leivdal Torp |  Grødem Runners | 21:40 | 2:12 | 46:22 | 1:05 | 20:51 1:32:35 +22:57 |
| 16. | Vegard Rasmussen Lockert |  Stavanger Triathlonklubb | 18:14 | 2:41 | 42:58 | 58 | 27:04 1:32:41 +23:03 |
| 17. | Kjell Bjarne Li Jonassen |  Haugesund Triathlonklubb | 22:05 | 2:01 | 42:59 | 1:16 | 24:24 1:33:11 +23:33 |
| 18. | Martin Engelsgjerd |  Havørn Friidrett | 22:14 | 2:51 | 45:01 | 1:57 | 23:41 1:36:07 +26:29 |
| 19. | Tore Mjølåsnes |  Norge | 17:35 | 2:05 | 48:18 | 1:33 | 27:39 1:37:51 +28:13 |
| 20. | Aleksander Helle |  Stavanger Triathlonklubb | 24:22 | 3:17 | 50:28 | 1:59 | 26:12 1:47:16 +37:38 |
| 21. | Magnus Eriksen |  Stavanger Triathlonklubb | 22:13 | 2:22 | 53:32 | 1:50 | 31:22 1:51:52 +42:14 |
| Kvinner 40-44 | | | | | | | |
| 1. | Agne Ulfåsnes |  Team Aga | 20:56 | 2:01 | 54:20 | 1:16 | 24:53 1:44:10 - |
| 2. | Deniz Jensen |  Stavanger Triathlonklubb | 28:32 | 10:09 | 50:00 | 3:27 | 24:48 1:57:59 +13:49 |
| 3. | Martha Rise |  Impulz Personlig Trening | 30:41 | 3:38 | 51:42 | 2:23 | 29:22 1:58:55 +14:45 |
| Menn 40-44 | | | | | | | |
| 1. | Frode Gulliksen |  Lysefjorden sportsklubb | 14:40 | 52 | 32:38 | 31 | 19:59 1:09:13 - |
| 2. | Jens Hæreid |  Norge | 15:38 | 1:22 | 33:13 | 30 | 20:42 1:12:00 +2:47 |




























STAVANGER TRIATHLON 2024

Results Alder

| Svøm T1 Sykkel T2 Løp Total Bak | | | | | | | | | | | |
|--|---------------------------|---|--------------------------|-------|-------------|---------|-------------|-------|---------|--------|--|
| 3. | Kim Jørgensen |  | Bryne triathlonklubb | 16:19 | 1:17 | 40:03 | 34 | 22:33 | 1:21:25 | +12:12 | |
| 4. | Morten Tvedterås |  | | 15:15 | 2:22 | 38:02 | 54 | 26:28 | 1:23:36 | +14:23 | |
| 5. | Loyd Georg Færøvik |  | Stavanger Triathlonklubb | 18:41 | 53 | 40:28 | 58 | 22:35 | 1:24:07 | +14:54 | |
| 6. | Erlend Jensen |  | | 21:24 | 3:17 | 43:39 | 1:35 | 25:22 | 1:35:54 | +26:41 | |
| 7. | Jesus Campos |  | | 21:26 | 3:06 | 49:43 | 1:13 | 37:23 | 1:53:32 | +44:19 | |
| Kvinner 45-49 | | | | | | | | | | | |
| 1. | Kristin Tollevik |  | Haugesund Triathlonklubb | 20:34 | 1:53 | 46:45 | 51 | 31:30 | 1:42:23 | - | |
| Menn 45-49 | | | | | | | | | | | |
| 1. | Stig Magne Loftheim |  | Sandnes sykleklubb | 18:51 | 1:05 | 36:45 | 37 | 22:14 | 1:19:22 | - | |
| 2. | Gunvald Aga |  | | 23:19 | 1:48 | 43:47 | 42 | 23:20 | 1:33:38 | +14:16 | |
| 3. | Karl Anders Mæland Nilsen |  | | 27:11 | 2:53 | 52:00 | 38 | 23:11 | 1:46:18 | +26:56 | |
| Menn 50-54 | | | | | | | | | | | |
| 1. | Odd Gaute Andreassen |  | Sandnes sykleklubb | 16:53 | 1:43 | 33:03 | 39 | 23:47 | 1:16:40 | - | |
| 2. | Geir Lindtner |  | Spirit tri | 18:02 | 50 | 42:05 | 53 | 21:46 | 1:24:16 | +7:36 | |
| 3. | Tamas Horvath |  | Stavanger Triathlonklubb | 19:45 | 1:28 | 45:04 | 1:06 | 25:15 | 1:33:11 | +16:31 | |
| 4. | Eivind Iden |  | | 25:45 | 2:56 | 52:29 | 1:15 | 31:36 | 1:54:26 | +37:46 | |
| 5. | Wilson Ney |  | | 15:23 | 4:08 | 1:00:34 | 55 | 35:10 | 1:57:00 | +40:20 | |
| Kvinner 55-59 | | | | | | | | | | | |
| DNS | Anne Woie |  | | | | | | | | | |
| Menn 55-59 | | | | | | | | | | | |
| 1. | Terje Sjursen |  | Grødem Runners | 28:51 | 5:29 | 51:15 | 2:54 | 29:21 | 1:58:55 | - | |
| Kvinner 60-64 | | | | | | | | | | | |
| 1. | Leann Bell Martinsen |  | | 24:08 | 3:55 | 54:42 | 1:06 | 34:08 | 1:59:14 | - | |
| Menn 60-64 | | | | | | | | | | | |
| 1. | Tim Tipple |  | Sola Triathlonklubb | 11:59 | 1:01 | 45:26 | 1:02 | 26:08 | 1:26:14 | - | |











STAVANGER TRIATHLON 2024

Results Alder

| | | | | Svøm T1 | Sykkel T2 | Løp | Total | Bak |
|----------------------|-----------------------------------|---|-------------------------------|---------|-----------|---------|-------|------------------------|
| Olympisk | | | | | | | | |
| Junior Menn 17-19 | | | | | | | | |
| 1. | Kasper André Hartikkala-Pettersen |  | Langesund sykkel og triathlon | 33:56 | 56 | 1:10:13 | 51 | 44:23 2:30:35 - |
| Senior Kvinner 20-39 | | | | | | | | |
| 1. | Silje Vaule Milenkovic |  | Haugesund Triathlonklubb | 24:18 | 52 | 1:14:49 | 1:02 | 46:44 2:27:57 - |
| 2. | Caroline Thorvik Olsen |  | | 32:53 | 1:35 | 1:08:55 | 1:08 | 49:36 2:34:18 +6:21 |
| 3. | Iselin Johansen |  | Kristiansand Triathlon | 33:08 | 1:28 | 1:21:25 | 1:02 | 51:24 2:48:31 +20:34 |
| 4. | Amalie Tranøy Hovden |  | Bergen Triathlon Club | 40:48 | 3:16 | 1:27:00 | 1:51 | 51:34 3:04:26 +36:29 |
| 5. | Ida Lie-Nielsen |  | | 42:44 | 4:06 | 1:41:21 | 1:25 | 59:36 3:29:28 +1:01:31 |
| DNF | Frida Gravbråten |  | Oslo Idrettslag Triatlon | 25:37 | 57 | | | |
| DNS | Annette Fjeldsaa |  | Tønsberg Triathlonklubb | | | | | |
| Senior Menn 20-39 | | | | | | | | |
| 1. | Henrik Hodne Eliassen |  | TIF Viking | 18:44 | 35 | 1:02:03 | 22 | 34:49 1:56:36 - |
| 2. | Carl August Jensehaugen |  | Oslo Idrettslag Triatlon | 20:41 | 41 | 1:03:08 | 28 | 35:34 2:00:38 +4:02 |
| 3. | Sigurd Nørstebøen |  | Oslo Idrettslag Triatlon | 25:20 | 47 | 1:02:16 | 31 | 36:50 2:05:52 +9:16 |
| 4. | Benjamin Sigbjørnsen |  | NTNUI Triatlon | 27:33 | 1:59 | 1:05:33 | 50 | 39:37 2:15:44 +19:08 |
| 5. | Jerlow Jacobsen |  | Stavanger Triathlonklubb | 20:59 | 1:32 | 1:14:16 | 1:01 | 38:09 2:16:05 +19:29 |
| 6. | Jakob Ruud |  | Lysefjorden sportsklubb | 26:13 | 1:22 | 1:06:19 | 1:35 | 43:41 2:19:25 +22:49 |
| 7. | Espen Dalaker |  | Rennesøy Sykkelklubb | 27:07 | 51 | 1:07:01 | 30 | 45:30 2:21:09 +24:33 |
| 8. | Joe Main |  | | 28:49 | 1:12 | 1:13:29 | 1:20 | 40:41 2:25:38 +29:02 |
| 9. | Petter Kvamme |  | | 30:32 | 1:36 | 1:09:53 | 37 | 43:26 2:26:15 +29:39 |
| 10. | Magne Rongevær |  | Bergen Triathlon Club | 31:01 | 1:15 | 1:07:23 | 1:01 | 46:37 2:27:34 +30:58 |
| 11. | Henrik Lauve Førland |  | Grimstad Triathlon | 32:13 | 1:46 | 1:06:34 | 40 | 46:46 2:28:22 +31:46 |
| 12. | Ole Røyland |  | Norge | 29:36 | 1:26 | 1:14:05 | 1:52 | 43:35 2:30:45 +34:09 |
| 13. | Andreas Hyllseth Ryen |  | Stavanger Triathlonklubb | 32:55 | 2:34 | 1:10:54 | 57 | 43:51 2:30:47 +34:11 |
| 14. | Håkon André Halvorsen |  | Spirit Friidrettsklubb | 29:12 | 1:37 | 1:12:40 | 56 | 47:24 2:31:58 +35:22 |
| 15. | Lars Aabø |  | Tempo Triatlon / Equinor BIL | 25:32 | 3:09 | 1:19:06 | 59 | 44:01 2:33:07 +36:31 |
| 16. | Trym Mack Mølstre |  | Norge | 32:07 | 2:50 | 1:12:24 | 1:20 | 44:16 2:33:15 +36:39 |
| 17. | João Apura |  | | 37:33 | 2:32 | 1:09:48 | 1:50 | 44:25 2:36:12 +39:36 |
| 18. | Sigbjørn Bø |  | | 33:32 | 2:13 | 1:15:47 | 1:44 | 44:18 2:37:50 +41:14 |
| 19. | Christoffer Grytten |  | Flekkefjord sykkelklubb | 31:52 | 2:31 | 1:15:14 | 2:01 | 46:30 2:38:18 +41:42 |

STAVANGER TRIATHLON 2024

Results Alder

| | | | | | Svøm | T1 | Sykkel | T2 | Løp | Total | Bak |
|---------------|----------------------|---|--------------------------|--|-------|--------------|---------|-------------|---------|---------|----------|
| 20. | Hans Martin Heier |  | Haugesund Triathlonklubb | | 31:39 | 1:21 | 1:19:12 | 42 | 46:12 | 2:39:16 | +42:40 |
| 21. | Brage Woie Svela |  | | | 31:16 | 1:40 | 1:18:24 | 1:39 | 47:36 | 2:40:46 | +44:10 |
| 22. | Yiannis Arnis |  | Stavanger Triathlonklubb | | 29:15 | 1:24 | 1:24:02 | 58 | 47:10 | 2:43:05 | +46:29 |
| 23. | Jakob Svane |  | Team Macody | | 34:45 | 1:36 | 1:19:29 | 1:10 | 48:30 | 2:45:54 | +49:18 |
| 24. | Alseit Kizatbay |  | Stavanger Triathlonklubb | | 27:11 | 1:27 | 1:23:00 | 2:01 | 54:13 | 2:48:21 | +51:45 |
| 25. | Stian Ekroll Glenne |  | | | 32:26 | 2:55 | 1:21:45 | 44 | 51:15 | 2:49:06 | +52:30 |
| 26. | Emilien Bruthiaux |  | | | 28:56 | 3:36 | 1:24:07 | 1:15 | 1:00:19 | 2:58:08 | +1:01:32 |
| 27. | Pål Homnes |  | Norge | | 28:33 | 3:02 | 1:27:39 | 56 | 57:56 | 2:58:25 | +1:01:49 |
| 28. | Jacek Binkus |  | | | 37:35 | 4:25 | 1:21:24 | 2:14 | 53:03 | 2:58:53 | +1:02:17 |
| 29. | Eirik Tveit Solheim |  | Bergen Triathlon Club | | 30:57 | 13:14 | 1:27:01 | 1:54 | 51:34 | 3:04:24 | +1:07:48 |
| 30. | Ricardo Rouxinol |  | | | 30:41 | 3:01 | 1:50:43 | 1:25 | 50:29 | 3:16:36 | +1:20:00 |
| DNS | Vegard Horgen |  | Oslo Idrettslag Triatlon | | | | | | | | |
| DNS | Birk Eyde |  | Oslo Idrettslag Triatlon | | | | | | | | |
| DNS | Nils Mo |  | | | | | | | | | |
| DNS | Mathias Andersen |  | | | | | | | | | |
| DNS | Tor O Sande |  | Norge | | | | | | | | |
| DNS | Anders Holta |  | Norge | | | | | | | | |
| Kvinner 40-44 | | | | | | | | | | | |
| 1. | Ingrid Flatebø Dørum |  | Trondheim triatlonklubb | | 34:10 | 1:48 | 1:23:52 | 1:10 | 47:49 | 2:49:04 | - |
| Menn 40-44 | | | | | | | | | | | |
| 1. | Nikola Perković |  | | | 25:54 | 1:09 | 1:08:17 | 45 | 46:05 | 2:22:30 | - |
| 2. | Sverre Egaas |  | Fjotland Triathlon | | 26:09 | 52 | 1:07:34 | 49 | 48:05 | 2:23:44 | +1:14 |
| 3. | Jon Sletteskog |  | Haugesund Triathlonklubb | | 29:39 | 52 | 1:12:35 | 36 | 45:17 | 2:29:06 | +6:36 |
| 4. | Georg Schille |  | Bergen Triathlon Club | | 28:24 | 1:01 | 1:11:16 | 41 | 51:53 | 2:33:34 | +11:04 |
| 5. | Roald Aga |  | Spirit Friidrettsklubb | | 31:49 | 1:08 | 1:16:04 | 55 | 43:58 | 2:34:05 | +11:35 |
| 6. | Øyvind Flaageng |  | Norge | | 35:57 | 4:00 | 1:11:36 | 1:29 | 41:37 | 2:34:57 | +12:27 |
| 7. | Jan Erik Blom |  | | | 35:21 | 2:31 | 1:17:12 | 1:36 | 42:35 | 2:39:21 | +16:51 |
| 8. | Dainius Poskus |  | | | 29:09 | 2:23 | 1:15:30 | 1:42 | 54:20 | 2:43:08 | +20:38 |
| 9. | Martin Chay Scott |  | Stavanger Triathlonklubb | | 31:07 | 1:37 | 1:14:26 | 1:21 | 55:02 | 2:43:46 | +21:16 |
| 10. | Robert Maurischat |  | Lysefjorden sportsklubb | | 31:45 | 2:56 | 1:25:38 | 1:51 | 56:04 | 2:58:22 | +35:52 |
| 11. | Denis Colbert Lisboa |  | Subsea7 | | 26:45 | 2:35 | 1:26:38 | 1:08 | 1:11:16 | 3:08:44 | +46:14 |
| 12. | Grzegorz Pruszewicz |  | 1Man Club | | 44:07 | 2:56 | 1:26:17 | 59 | 1:10:46 | 3:25:21 | +1:02:51 |



STAVANGER TRIATHLON 2024

Results Alder

| | | | | | | Svøm T1 | Sykkel T2 | Løp | Total | Bak |
|---------------|------------------------|---|--------------------------|-------|-------------|---------|-------------|-------|---------|----------|
| Menn 45-49 | | | | | | | | | | |
| 1. | Sjur Tollevik |  | Haugesund Triathlonklubb | 26:47 | 44 | 1:03:58 | 40 | 43:24 | 2:15:47 | - |
| 2. | Richard Fyhn |  | Åsane Cykle Klubb | 29:23 | 1:11 | 1:02:11 | 1:14 | 44:49 | 2:19:08 | +3:21 |
| 3. | Joel Honkanen |  | Spirit Friidrettsklubb | 26:38 | 1:10 | 1:07:41 | 1:21 | 45:03 | 2:22:06 | +6:19 |
| 4. | Ronny Gundersen |  | Kvitsøy Multisport | 26:13 | 1:59 | 1:14:17 | 1:05 | 49:26 | 2:33:15 | +17:28 |
| 5. | Sindre Johnsen |  | | 33:55 | 2:02 | 1:15:31 | 1:01 | 45:18 | 2:37:57 | +22:10 |
| 6. | Henning Johnsen |  | Haugesund Triathlonklubb | 28:32 | 1:26 | 1:11:52 | 1:55 | 55:20 | 2:39:18 | +23:31 |
| 7. | Svein Reidar Rasmussen |  | Åsane Cykle Klubb /FSK | 36:56 | 2:16 | 1:14:52 | 1:40 | 46:54 | 2:43:03 | +27:16 |
| 8. | Arne Vasshus |  | | 29:30 | 2:14 | 1:18:52 | 2:11 | 51:32 | 2:44:27 | +28:40 |
| Menn 50-54 | | | | | | | | | | |
| 1. | Espen Jensehaugen |  | Oslo Idrettslag Triatlon | 26:48 | 1:21 | 1:14:30 | 42 | 49:14 | 2:32:45 | - |
| 2. | Nicholas Swift |  | Bærumsvømmerne | 30:27 | 1:01 | 1:22:34 | 1:09 | 54:27 | 2:49:59 | +17:14 |
| Kvinner 55-59 | | | | | | | | | | |
| 1. | Lise Leivestad |  | Stavanger Triathlonklubb | 33:27 | 2:59 | 1:27:11 | 2:15 | 53:06 | 2:59:20 | - |
| Menn 55-59 | | | | | | | | | | |
| 1. | Hans Bø |  | | 33:07 | 2:22 | 52:25 | 1:23 | 46:25 | 2:15:59 | - |
| DNF | Bjørn Tollef Hovda |  | Haugesund Triathlonklubb | 31:46 | 1:04 | | | | | |
| Menn 60-64 | | | | | | | | | | |
| 1. | Kenneth Blom |  | Trio Idrettslag | 26:50 | 1:35 | 1:13:13 | 1:02 | 43:23 | 2:26:15 | - |
| 2. | Sergio Mendoza Armas |  | | 33:03 | 3:18 | 1:01:44 | 1:11 | 59:47 | 2:39:15 | +13:00 |
| 3. | Eigil Holst |  | Oslofjord Triatlon | 32:00 | 2:04 | 1:17:52 | 1:13 | 48:42 | 2:42:10 | +15:55 |
| 4. | John King |  | Norway | 36:28 | 4:25 | 1:46:24 | 2:23 | 59:07 | 3:29:03 | +1:02:48 |
| Menn 70-74 | | | | | | | | | | |
| DNS | Rune Bråthen |  | Sandnes sykleklubb | | | | | | | |

STAVANGER TRIATHLON 2024

Results Alder

| | | | | | Svøm T1 | Sykkel T2 | Løp | Total | Bak | |
|-------------------|------------------------------------|---|--|------|---------|-------------|-------|-----------|-------|----------------|
| Stafett Sprint | | | | | | | | | | |
| Senior Menn 20-39 | | | | | | | | | | |
| 1. | Fitness Family - SUSi [601] |  | Sigurd Bjørheim Haga / Karsten Haga / Håvard Bjørheim Haga | Menn | 16:35 | 28 | 44:34 | 25 | 22:29 | 1:25:01 - |
| 2. | K2 [602] |  | Kåre Torkelsen / Karin Drechsler / | Mix | 29:03 | 3:06 | 42:30 | 32 | 31:19 | 1:46:20 +21:19 |

STAVANGER TRIATHLON 2024

Results Alder

| | | | | | Svøm T1 | Sykkel T2 | Løp | Total | Bak | |
|-------------------|----------------------------|---|---|------|---------|-----------|---------|-------|-------|---------------|
| Stafett Olympisk | | | | | | | | | | |
| Senior Menn 20-39 | | | | | | | | | | |
| 2. | SLB CT 2 [702] |  | Stefan Senic / Patrick Rooyakkers / Martin Skogland | Menn | 22:10 | 31 | 1:20:05 | 21 | 47:31 | 2:30:41 - |
| 3. | Walskaar-Thorkildsen [703] |  | Sigve Walskaar-Thorkildsen / Ingvild Walskaar-Thorkildsen / | Mix | 28:02 | 54 | 1:12:05 | 22 | 49:08 | 2:30:57 +0:16 |
| Menn 60-64 | | | | | | | | | | |
| 1. | SLB CT 1 [701] |  | Geir Harald Movold / Terje Hegna / Jarle Vik | Menn | 25:27 | 46 | 1:05:22 | 22 | 45:18 | 2:17:22 - |